

David Franklin
david@davidfranklinart.net

The Basics of 3D Carving: Bringing the Wood to Life with David Franklin

September 28-October 2, 2020

Students should bring to class:

If you have a tool you like, that you think could be useful, I encourage you to bring it. I bring my tools and am willing to share so don't let a lack of tools on this list hold you back. There are many tools on hand to use at the school as well.

Stanley standard low angle block plane or similar

Pencils

Tracing paper

Ruler

Eraser

Any and all carving knives

Japanese saw or similar (optional)

Adzes (if you have them)


Set of small and large chisels and gouges

You should bring all of your sharpening equipment, and if you buy bent knives I can help you make a sharpening kit for them really easily. I use 180, 220, 320, 400 and 600 grit wet dry black sandpaper over 1/2" dowel is secured with either tape or a rubber band.


I recommend a leather strop like this one. I made it by gluing a piece of leather over a piece of wood shaped kind of like an airfoil. Mine is much used as you can see in the picture with "Semichrome polish" (available at a good auto parts store).



David Franklin
david@davidfranklinart.net



David Franklin
david@davidfranklinart.net



The smaller chisels are 1/2" and the larger chisel is a 1" the gouge is a bit larger than that. What is important is the variety of shapes; they should be like your small set of chisels and gouges.


I also like these tools, but they are not required.

Bent knives and Adzes are traditional tools normally used for carving in the Northwest and I recommend three basic ones and a good straight knife.

North Bay Forge makes decent knives. I think their sizes "small, general, and deep" would be the proper sizes. The website is Northbayforge.com

Kestrel Knives which can be found on rockisland.com
Their sizes 1, 2, 3, and 7 would work for this project.

Also recommended are Woodcraft, and Lee Valley Catalogues also carry bent knives and chisels. If you are buying bent knives I find these three blade curves to be most useful. A good straight knife is important.



David Franklin
david@davidfranklinart.net



elbow adze



micro gouges